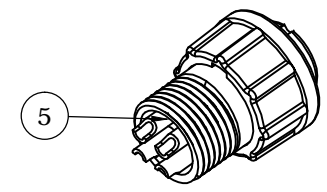
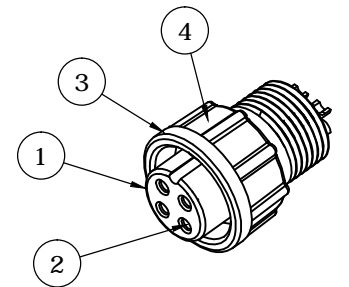
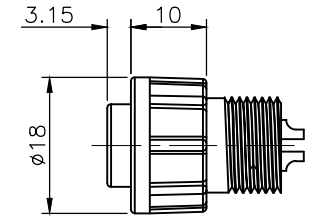
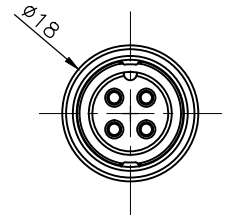
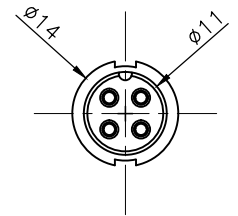
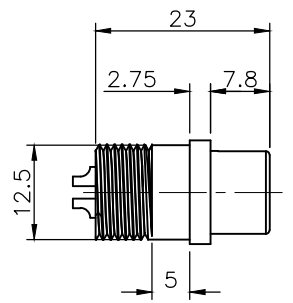
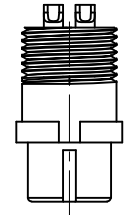
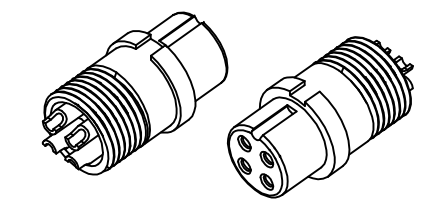


REV.	DESCRIPTION	DRAWN	DATE
1	INITIAL RELEASE	FROS	2020/06/10

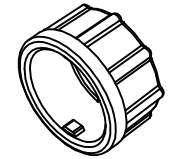
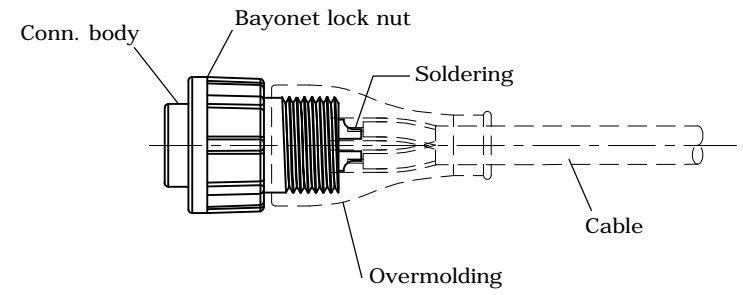
SPECIFICATION:

1. Current Rating: 2A/ 5A/ 10A per pin (see P2. table)
2. Contact Resistance: 10mΩ
3. Insulation Resistance: 100MΩ
4. Dielectric Withstanding Voltage: 500VAC
5. Durability: 1000 Cycle
6. Operating temperature range: -40°C~+85°C
7. Storage temperature range: -40°C~+85°C
8. Water Proof: IP67



Body

Assembly View



Lock nut

Oring

Accessories

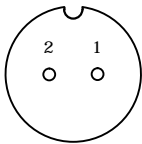
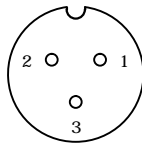
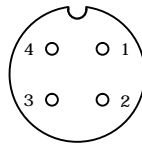
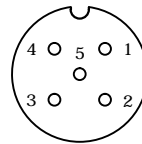
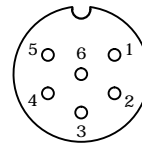
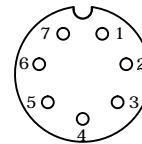
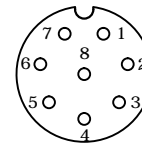
Cable overmolding, bayonet lock, female gender female pin, solder bucket

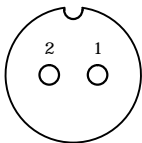
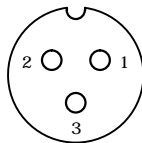
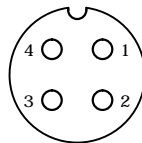
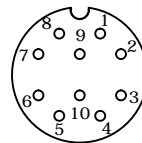
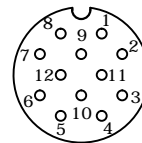
5	GLUE	EPOXY	
4	ORING	Silicone, Gray	
3	LOCK NUT	PA66, UL94V-0, Black	
2	CONTACT	Brass, 1u' Min. Gold Plating over Nickel	
1	HOUSING	PA66, UL94V-0, Black	
NO.	PART NAME	DESCRIPTION	
UNLESS OTHERWISE SPECIFIED TOLERANCE			
UNIT:	DECIMAL	LINEAR	ANGLES
	X.	±0.50	±5°
	X.X	±0.25	±3°
	X.XX	±0.12	±1°
		www.attend.com.tw	
DRAWN	Fros	2020/06/10	
CHECKED	Tim	2020/06/10	
APPROVED	Ken	2020/06/10	
SCALE	1/1	SHEET 1/2	SIZE A4
DRAWN NAME:		B Size Connector, Overmolding Cable Lock Bayonet, F Skt F Solder Pin	
PRODUCT NO.		see page 2 table	
FILE NAME		227B-MFF0_B_1	




REV.	DESCRIPTION	DRAWN	DATE
	SEE SHEET ONE		



TABLE: Pin Count/ Pin Assignment/ Current Rating/ Part Number

Part Number	227B-02F07	227B-03F08	227B-04F06	227B-05F03	227B-06F03	227B-07F03	227B-08F04
Pin Assignment							
Pin Count	2Pin	3Pin	4Pin	5Pin	6Pin	7Pin	8Pin
Current Rating	5A	5A	5A	5A	5A	5A	5A

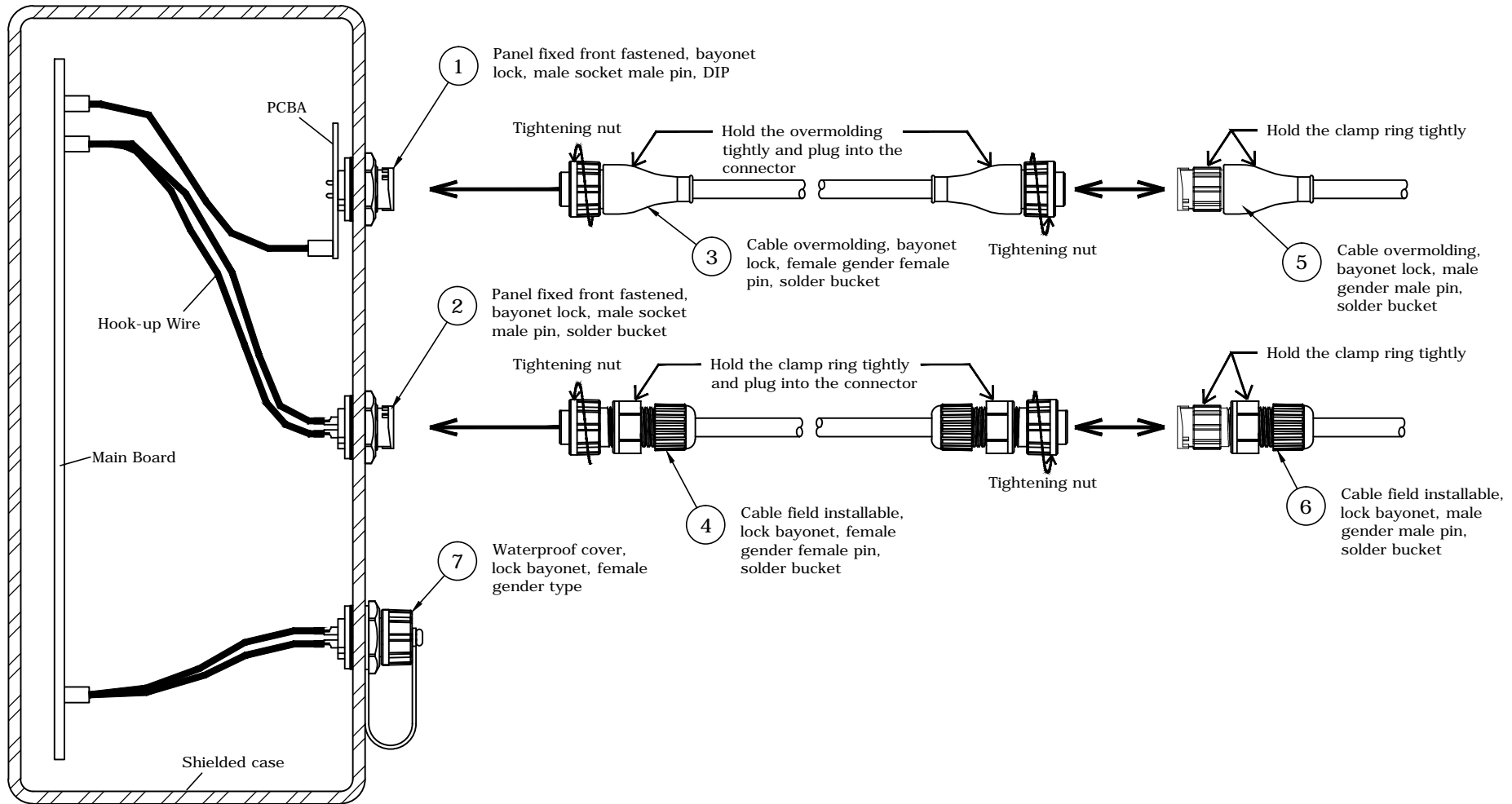
Part Number	227B-02F06	227B-03F07	227B-04F05	227B-10F03	227B-12F03
Pin Assignment					
Pin Count	2Pin	3Pin	4Pin	10Pin	12Pin
Current Rating	10A	10A	10A	2A	2A



Drawing Number: 227B-MFF0
Description: B size connector, overmolding cable lock bayonet, female socket female pin, solder bucket

UNLESS OTHERWISE SPECIFIED TOLERANCE				 www.attend.com.tw					
UNIT:	DECIMAL	LINEAR	ANGLES			DRAWN NAME: B Size Connector, Overmolding Cable Lock Bayonet, F Skt F Solder Pin			
mm	X.	±0.50	±5°					PRODUCT NO. see table	
	X.X	±0.25	±3°						
	X.XX	±0.12	±1°						
DRAWN	Fros	2020/06/10	SCALE 1/1 SHEET 2/2 SIZE A4						
CHECKED	Tim	2020/06/10							
APPROVED	Ken	2020/06/10							
									

REV.	DESCRIPTION	DRAWN	DATE
1	INITIAL RELEASE	FROS	2020/06/10



Application	Ball no.	Drawing Number	Gender		Matchable drawing numbers				UNLESS OTHERWISE SPECIFIED TOLERANCE			
			Conn. type	Pin type	1	2	3	4	UNIT:	DECIMAL	LINEAR	ANGLES
Panel Fixed	①	227B-DMMO	Male	Male	227B-MFFO	227B-AFFO	227B-0001		mm	X.	±0.50	±5°
	②	227B-SMMO			③	④	⑦			X.X	±0.25	±3°
Cable	③	227B-MFFO	Female	Female	227B-DMMO	227B-SMMO	227B-MMMO	227B-AMMO			X.XX	±0.12
	④	227B-AFFO			①	②	⑤	⑥				
	⑤	227B-MMMO	Male	Male	227B-MFFO	227B-AFFO	227B-0001					
⑥	227B-AMMO	③			④	⑦						
Accessories	⑦	227B-0001	Female		①	②	⑤	⑥				



www.attend.com.tw

DRAWN NAME: B Size Water Proof Connector Application Drawing

PRODUCT NO.

FILE NAME: 227B-Series_B_1

DRAWN	Fros	2020/06/10
CHECKED	Tim	2020/06/10
APPROVED	Ken	2020/06/10
SCALE	1/2	
SHEET	1/1	
SIZE	A4	