
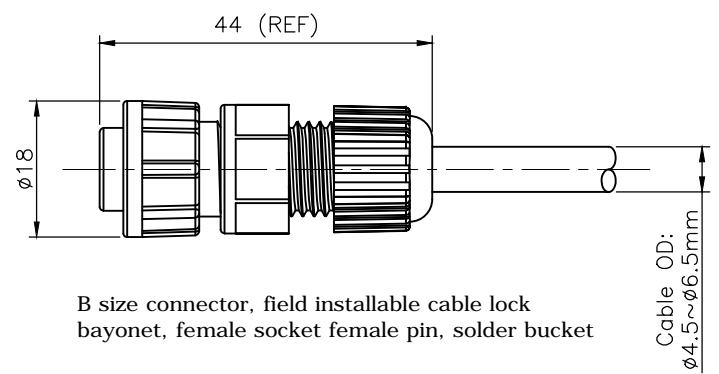
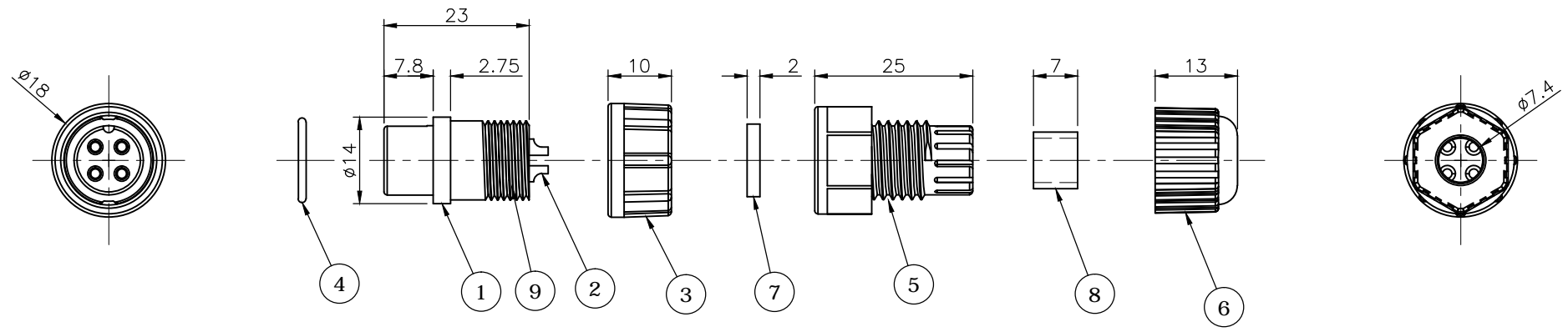


REV.	DESCRIPTION	DRAWN	DATE
1	INITIAL RELEASE	FROS	2020/06/10





SPECIFICATION:

1. Current Rating: 2A/ 5A/ 10A per pin (see P2. table)
2. Contact Resistance: 10mΩ
3. Insulation Resistance: 100MΩ
4. Dielectric Withstanding Voltage: 500VAC
5. Durability: 1000 Cycle
6. Operating temperature range: -40°C~+85°C
7. Storage temperature range: -40°C~+85°C
8. Waterproof: IP67



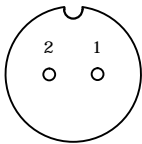
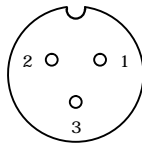
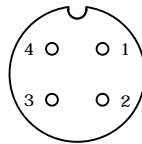
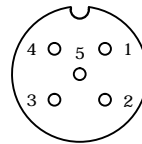
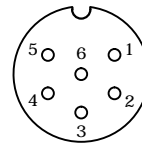
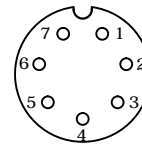
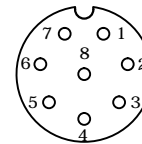
B size connector, field installable cable lock bayonet, female socket female pin, solder bucket

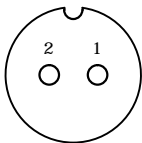
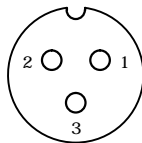
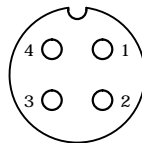
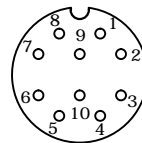
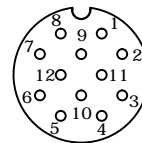
9	GLUE	EPOXY
8	CABLE SEAL	Silicone, Gray
7	GASKET	Silicone, Gray
6	SEALING NUT	Silicone, Gray
5	CLAMP RING	PA66, UL94V-0, Black
4	ORING	Silicone, Gray
3	LOCK NUT	PA66, UL94V-0, Black
2	CONTACT	Brass, 1u" Min. Gold Plating over Nickel
1	HOUSING	PA66, UL94V-0, Black

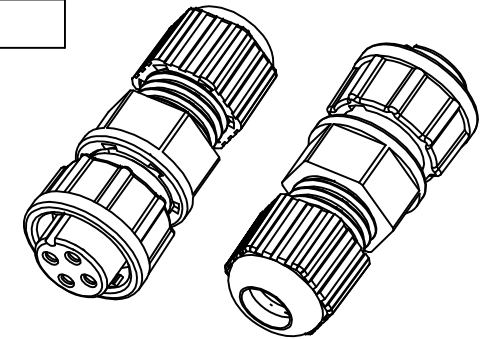
NO.		PART NAME		DESCRIPTION		
UNLESS OTHERWISE SPECIFIED TOLERANCE						
UNIT:	mm	DECIMAL	LINEAR	ANGLES	 www.attend.com.tw	
		X.	±0.50	±5°		
		X.X	±0.25	±3°		
		X.XX	±0.12	±1°		
DRAWN	Fros	2020/06/10	DRAWN NAME:			
CHECKED	Tim	2020/06/10	B Size Connector, Field Installable Lock Bayonet, F Skt F Solder Pin			
APPROVED	Ken	2020/06/10	PRODUCT NO.	see page 2 table		
	SCALE	1/1	SHEET	1/3	SIZE	A4
	FILE NAME	227B-AFFO_B_1				

REV.	DESCRIPTION	DRAWN	DATE
	SEE SHEET ONE		



TABLE: Pin Count/ Pin Assignment/ Current Rating/ Part Number

Part Number	227B-02F02	227B-03F03	227B-04F02	227B-05F01	227B-06F01	227B-07F01	227B-08F01
Pin Assignment							
Pin Count	2Pin	3Pin	4Pin	5Pin	6Pin	7Pin	8Pin
Current Rating	5A	5A	5A	5A	5A	5A	5A

Part Number	227B-02F01	227B-03F02	227B-04F01	227B-10F01	227B-12F01
Pin Assignment					
Pin Count	2Pin	3Pin	4Pin	10Pin	12Pin
Current Rating	10A	10A	10A	2A	2A

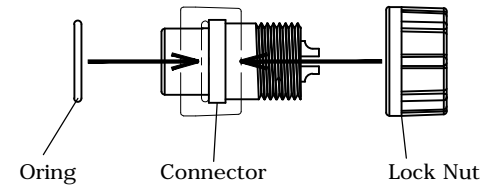


Drawing Number: 227B-AFF0
 Description: B size connector, field installable cable lock bayonet, female socket female pin, solder bucket

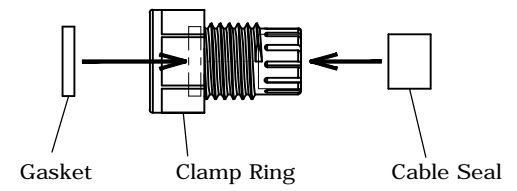
UNLESS OTHERWISE SPECIFIED TOLERANCE				 www.attend.com.tw
UNIT:	DECIMAL	LINEAR	ANGLES	
mm	X.	±0.50	±5°	
	X.X	±0.25	±3°	
	X.XX	±0.12	±1°	
DRAWN	Fros	2020/06/10	DRAWN NAME:	
CHECKED	Tim	2020/06/10	B Size Connector, Field Installable Lock Bayonet, F Skt F Solder Pin	
APPROVED	Ken	2020/06/10	PRODUCT NO. see table	
	SCALE 1/1	SHEET 2/3	SIZE A4	FILE NAME 227B-AFF0_B_1

REV.	DESCRIPTION	DRAWN	DATE
	SEE SHEET ONE		

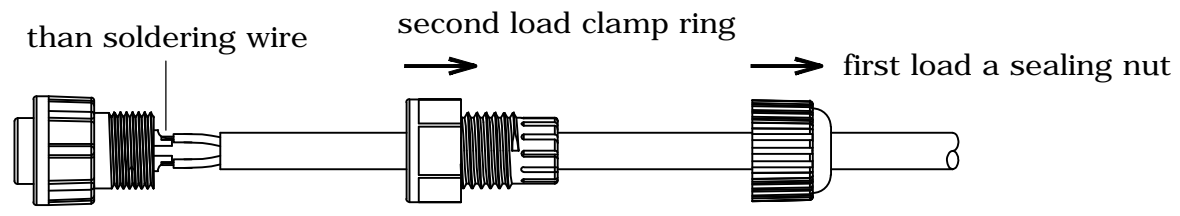
1. Pre-assembled connector



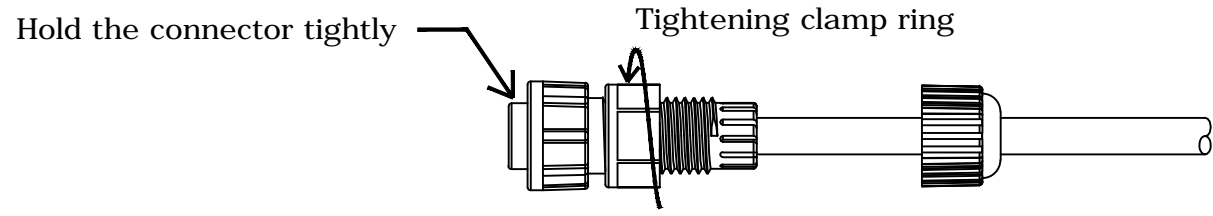
2. Pre-assembled cable clamp



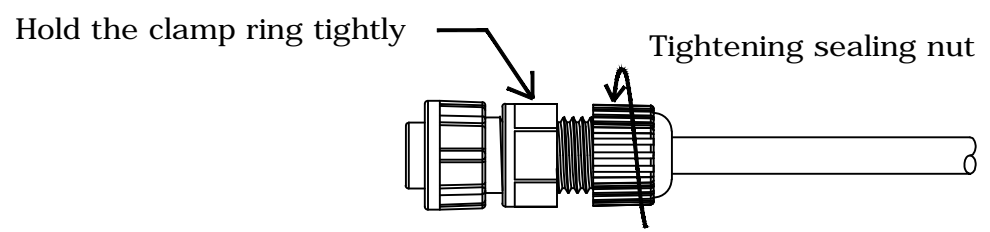
3. Wire processing





4. Assembly clamp ring

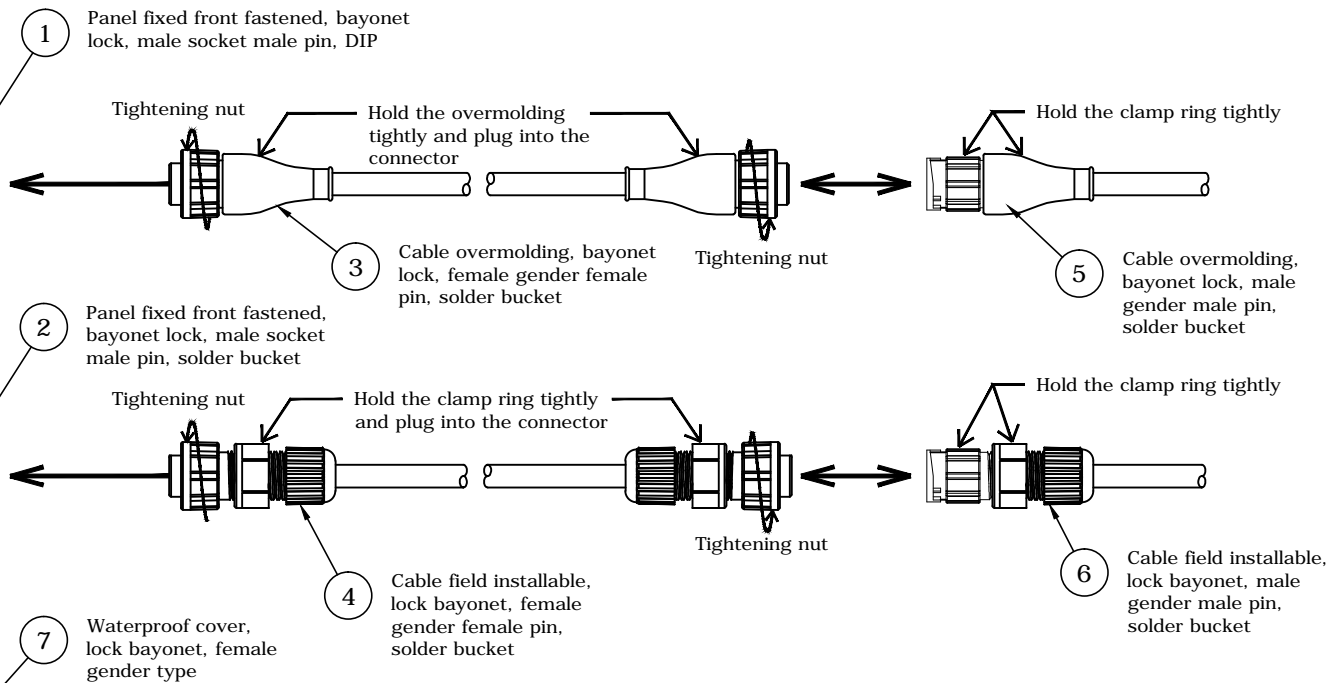
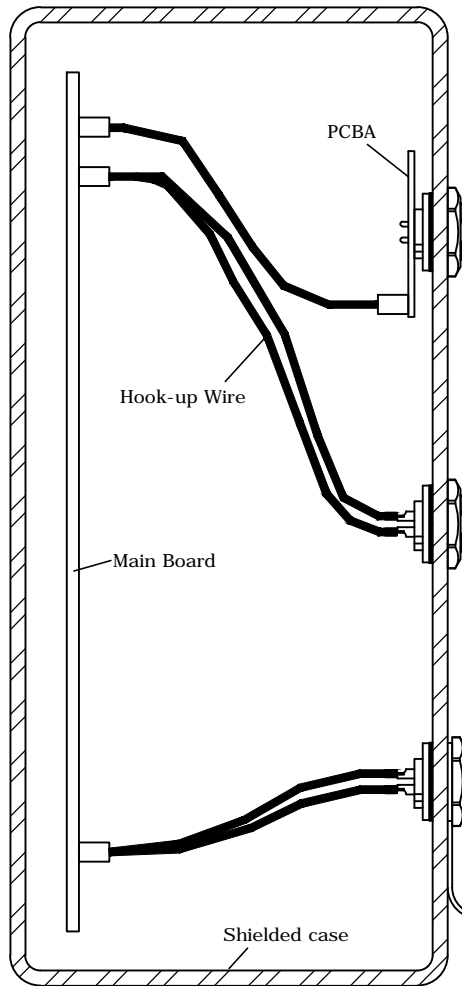


5. Assembly sealing nut




UNLESS OTHERWISE SPECIFIED TOLERANCE					
UNIT:	DECIMAL	LINEAR	ANGLES		
mm	X.	±0.50	±5°	www.attend.com.tw	
	X.X	±0.25	±3°		
	X.XX	±0.12	±1°		
DRAWN	Fros	2020/06/10	DRAWN NAME:		
CHECKED	Tim	2020/06/10	B Size Connector, Field Installable Lock Bayonet, F Skt F Solder Pin		
APPROVED	Ken	2020/06/10	PRODUCT NO. see p/n table		
	SCALE n/a	SHEET 3/3	SIZE A4	FILE NAME	227B-AFFO_B_1

REV.	DESCRIPTION	DRAWN	DATE
1	INITIAL RELEASE	FROS	2020/06/10



Application	Ball no.	Drawing Number	Gender		Matchable drawing numbers			
			Conn. type	Pin type	1	2	3	4
Panel Fixed	①	227B-DMMO	Male	Male	227B-MFFO	227B-AFFO	227B-0001	
	②	227B-SMMO			③	④	⑦	
Cable	③	227B-MFFO	Female	Female	227B-DMMO	227B-SMMO	227B-MMMO	227B-AMMO
	④	227B-AFFO			①	②	⑤	⑥
	⑤	227B-MMMO	Male	Male	227B-MFFO	227B-AFFO	227B-0001	
	⑥	227B-AMMO			③	④	⑦	
Accessories	⑦	227B-0001	Female		①	②	⑤	⑥

UNLESS OTHERWISE SPECIFIED TOLERANCE			
UNIT:	DECIMAL	LINEAR	ANGLES
mm	X.	±0.50	±5°
	X.X	±0.25	±3°
	X.XX	±0.12	±1°
DRAWN	Fros	2020/06/10	
CHECKED	Tim	2020/06/10	
APPROVED	Ken	2020/06/10	
SCALE	1/2	SHEET	1/1
		SIZE	A4



ATTEND

www.attend.com.tw

DRAWN NAME:	B Size Water Proof Connector
PRODUCT NO.	Application Drawing
FILE NAME	227B-Series_B_1

G
F
E
D
C
B
A

1 2 3 4 5 6 7 8 9 10

1 2 3 4 5 6 7 8 9 10