SWITCH CIRCUIT	
WHEN CARD IS EJECTED	WHEN CARD IS INSERTED

MATERIAL AND FINISH AS BELOW					
A	Housing	LCP UL94V-0 Black	E		
B	Contact	Phosphor Bronze C5210,Contact Area: 15u″ Gold	F		
C	Shell	Brass C2680, Nickel Plated	G		
D			H		

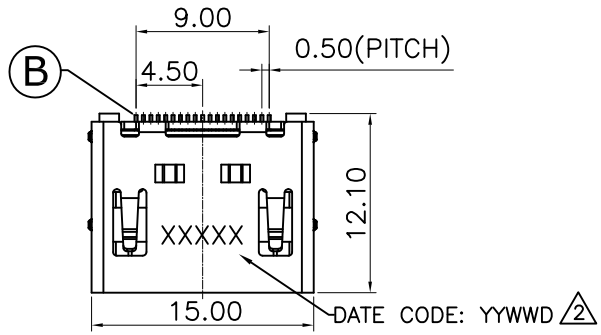

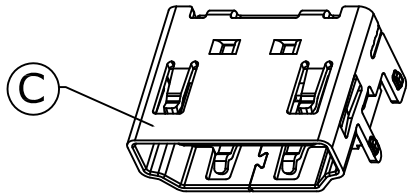

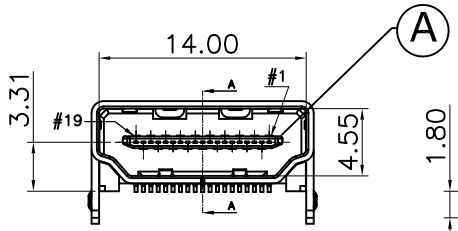

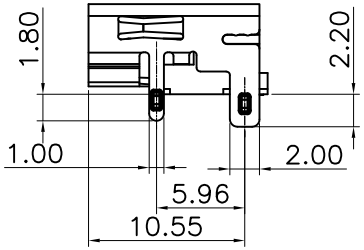

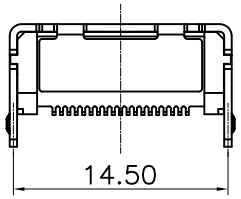

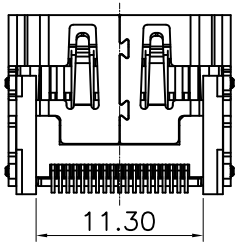

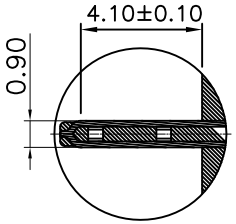

SECTION A–A

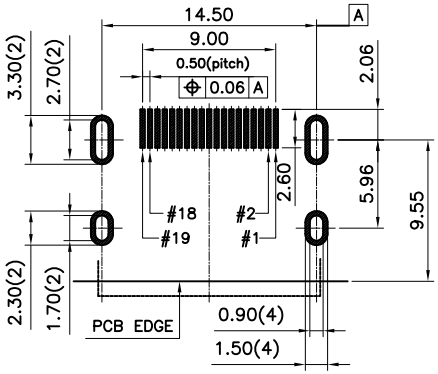

PCB LAYOUT

SPECIFICATION:

1. ELECTRICAL
1.1 Current Rating: 0.5A per pin
1.2 Voltage Rating: 40V AC
1.3 Contact Resistance: 60mΩ
1.4 Insulation Resistance: 100MΩ
1.5 Dielectric Withstanding Voltage: 500VAC

2. MECHANICAL
2.1 Durability: 10000 Cycle
2.2 Insertion Force: 44.1N max.
2.3 Extraction Force: 9.8~39.2N.

3. ENVIRONMENTAL
3.1 Operating temperature range: -40℃~+85℃
3.2 Storage temperature range: -40℃~+85℃

4. SOLDER ABILITY
4.1 Recommended IR Reflow Temperature: 260℃
4.2 Recommended PCB Thickness: 1.0mm

P1	P2	P3	P4	P5	P6	P7	P8	P9	P10	P11	P12
PIN ASSIGNMENT											

PRODUCT NO.	DESCRIPTION
206A-SEAN-R03	HDMI Connector,Solder Tail:SMD Type, Shell:DIP Type Contact Area: 15u″ Gold Plated

REV.	DESCRIPTION	DATE
2	ADD DATE CODE	2021/06/10

REV.	DESCRIPTION	DATE

UNLESS OTHERWISE SPECIFIED TOLERANCE		
ANGLES	ANG.	±5°
LINEAR	0.	±0.3
	0.0	±0.25
	0.00	±0.20
SCALE	AS SHOWED	UNIT: mm
DRAWN	Willis	2013/05/29
CHECKED	Angel	2013/05/29
APPROVED	Ken	2013/05/29

ATTEND
www.attend.com.tw

DRAWN NAME: HDMI Connector Solder Tail:SMD Type, Shell:DIP Type

PRODUCT NO. 206A-SEAN-R03

SIZE A4 REV. 1.0

FILE NAME 206A-SEAN-R03_B_2