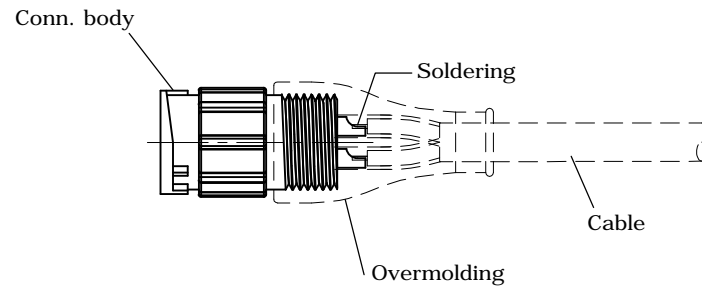
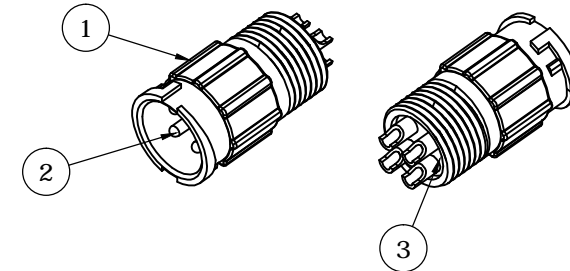
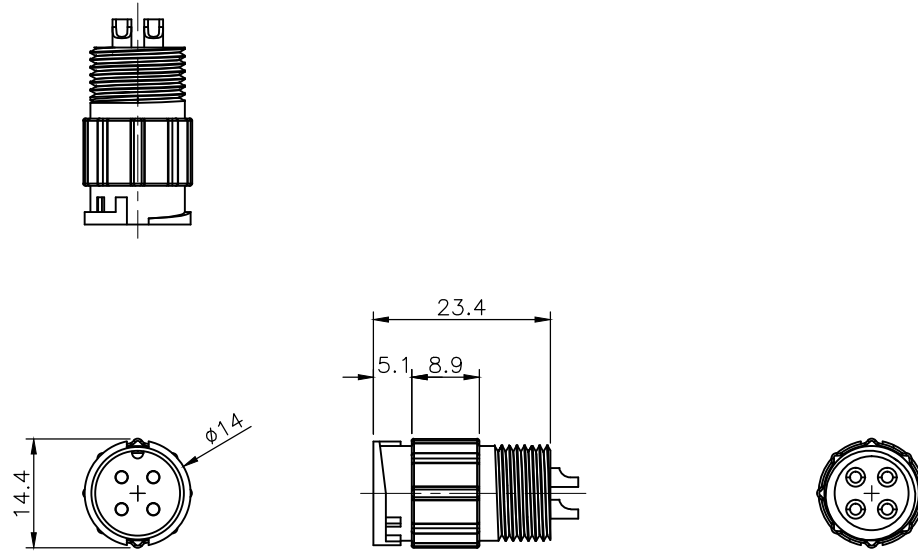


REV.	DESCRIPTION	DRAWN	DATE
1	INITIAL RELEASE	FROS	2020/06/10

SPECIFICATION:

1. Current Rating: 5A/ 10A per pin (see P2. table)
2. Contact Resistance: 10mΩ
3. Insulation Resistance: 100MΩ
4. Dielectric Withstanding Voltage: 500VAC
5. Durability: 1000 Cycle
6. Operating temperature range: -40°C~+85°C
7. Storage temperature range: -40°C~+85°C
8. Water Proof: IP67



Cable overmolding, bayonet lock, male gender male pin, solder bucket

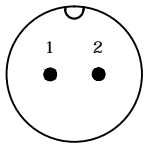
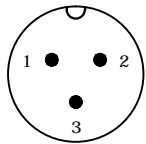
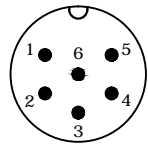
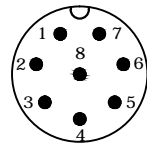
3	GLUE	EPOXY
2	CONTACT	Brass, 1u' Min. Gold Plating over Nickel
1	HOUSING	PA66, UL94V-0, Black
NO.	PART NAME	DESCRIPTION
UNLESS OTHERWISE SPECIFIED TOLERANCE		
UNIT:	DECIMAL	LINEAR ANGLES
mm	X.	±0.50 ±5°
	X.X	±0.25 ±3°
	X.XX	±0.12 ±1°
DRAWN		Fros 2020/06/10
CHECKED		Tim 2020/06/10
APPROVED		Ken 2020/06/10
SCALE		1/1
SHEET		1/2
SIZE		A4
DRAWN NAME:		B Size Connector, Overmolding Cable Lock Bayonet, M Skt M Solder Pin
PRODUCT NO.		see page 2 table
FILE NAME		227B-MMM0_B_1

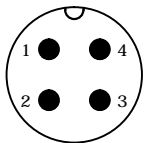


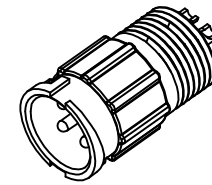
www.attend.com.tw

REV.	DESCRIPTION	DRAWN	DATE
	SEE SHEET ONE		



TABLE: Pin Count/ Pin Assignment/ Current Rating/ Part Number

Part Number	227B-02M8	227B-03M13	227B-06M04	227B-08M06
Pin Assignment				
Pin Count	2Pin	3Pin	6Pin	8Pin
Current Rating	5A	5A	5A	5A

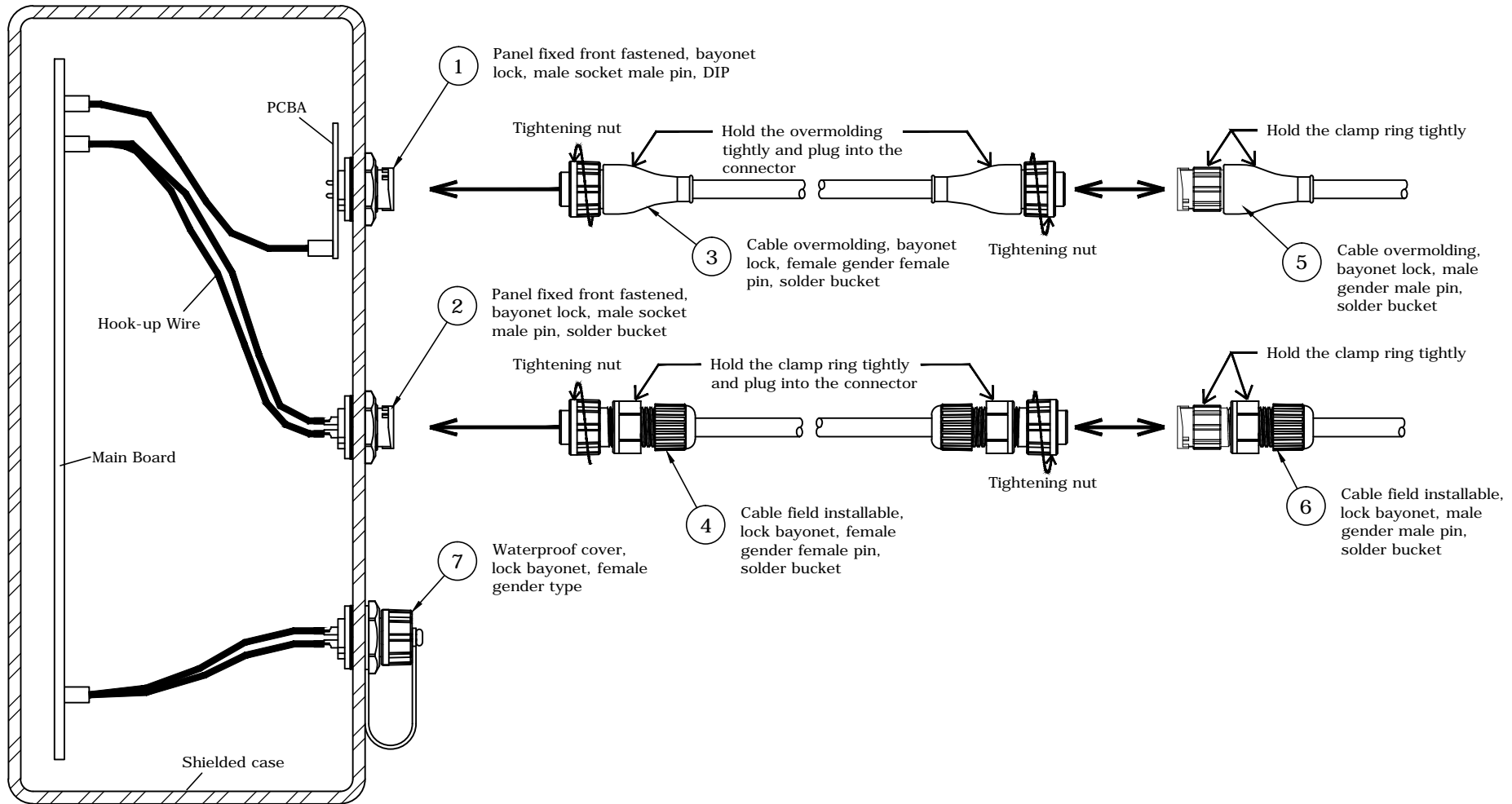
Part Number	227B-04M06
Pin Assignment	
Pin Count	4Pin
Current Rating	10A



Drawing Number: 227B-MMM0
Description: B size connector, overmolding cable lock bayonet, male socket male pin, solder bucket

UNLESS OTHERWISE SPECIFIED TOLERANCE				 ATTEND www.attend.com.tw		
UNIT:	DECIMAL	LINEAR	ANGLES			DRAWN NAME: B Size Connector, Overmolding Cable Lock Bayonet, M Skt M Solder Pin
mm	X.	±0.50	±5°			
	X.X	±0.25	±3°			
	X.XX	±0.12	±1°			
DRAWN	Fros	2020/06/10	PRODUCT NO.	see table		
CHECKED	Tim	2020/06/10	FILE NAME	227B-MMM0_B_1		
APPROVED	Ken	2020/06/10	SCALE	1/1		
		SHEET	SIZE			
		2/2	A4			

REV.	DESCRIPTION	DRAWN	DATE
1	INITIAL RELEASE	FROS	2020/06/10



Application	Ball no.	Drawing Number	Gender		Matchable drawing numbers				UNLESS OTHERWISE SPECIFIED TOLERANCE			
			Conn. type	Pin type	1	2	3	4	UNIT:	DECIMAL	LINEAR	ANGLES
Panel Fixed	①	227B-DMMO	Male	Male	227B-MFFO	227B-AFFO	227B-0001		mm	X.	±0.50	±5°
	②	227B-SMMO			③	④	⑦			X.X	±0.25	±3°
Cable	③	227B-MFFO	Female	Female	227B-DMMO	227B-SMMO	227B-MMMO	227B-AMMO		X.XX	±0.12	±1°
	④	227B-AFFO			①	②	⑤	⑥				
	⑤	227B-MMMO	Male	Male	227B-MFFO	227B-AFFO	227B-0001					
	⑥	227B-AMMO			③	④	⑦					
Accessories	⑦	227B-0001	Female		①	②	⑤	⑥				



www.attend.com.tw

DRAWN NAME: B Size Water Proof Connector Application Drawing

PRODUCT NO.

FILE NAME: 227B-Series_B_1

DRAWN	Fros	2020/06/10
CHECKED	Tim	2020/06/10
APPROVED	Ken	2020/06/10
SCALE	1/2	
SHEET	1/1	
SIZE	A4	