
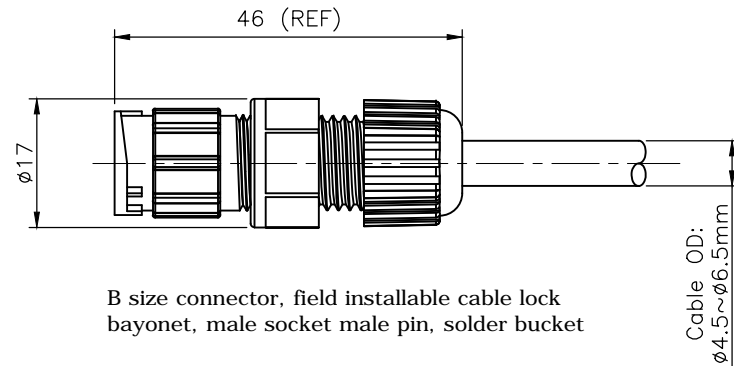
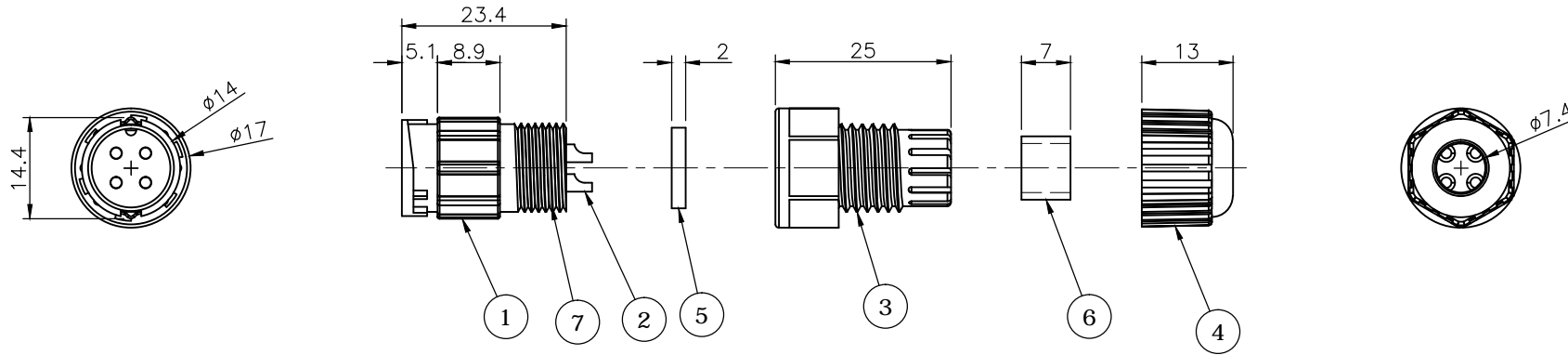


REV.	DESCRIPTION	DRAWN	DATE
1	INITIAL RELEASE	FROS	2020/06/10



**SPECIFICATION:**

1. Current Rating: 5A/ 10A per pin (see P2. table)
2. Contact Resistance: 10mΩ
3. Insulation Resistance: 100MΩ
4. Dielectric Withstanding Voltage: 500VAC
5. Durability: 1000 Cycle
6. Operating temperature range: -40°C~+85°C
7. Storage temperature range: -40°C~+85°C
8. Waterproof: IP67



B size connector, field installable cable lock bayonet, male socket male pin, solder bucket

7	GLUE	EPOXY
6	CABLE SEAL	Silicone, Gray
5	GASKET	Silicone, Gray
4	SEALING NUT	Silicone, Gray
3	LOCK NUT	PA66, UL94V-0, Black
2	CONTACT	Brass, 1u' Min. Gold Plating over Nickel
1	HOUSING	PA66, UL94V-0, Black

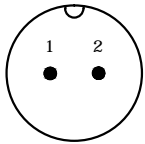
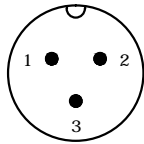
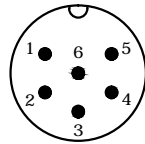
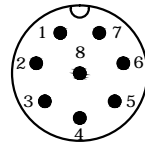
NO.	PART NAME	DESCRIPTION						
UNLESS OTHERWISE SPECIFIED TOLERANCE								
UNIT:	DECIMAL	LINEAR	ANGLES					
	X.	±0.50	±5°					
	X.X	±0.25	±3°					
	X.XX	±0.12	±1°					
www.attend.com.tw								
DRAWN	Fros	2020/06/10	DRAWN NAME:					
CHECKED	Tim	2020/06/10	B Size Connector, Field Installable Lock Bayonet, M Skt M Solder Pin					
APPROVED	Ken	2020/06/10	PRODUCT NO. see page 2 table					
	SCALE	1/1	SHEET	1/3	SIZE	A4	FILE NAME	227B-AMMO_B_1

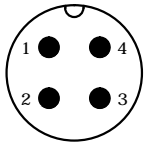



**ATTEND**

REV.	DESCRIPTION	DRAWN	DATE
	SEE SHEET ONE		



TABLE: Pin Count/ Pin Assignment/ Current Rating/ Part Number

Part Number	227B-02M02	227B-03M03	227B-06M01	227B-08M01
Pin Assignment				
Pin Count	2Pin	3Pin	6Pin	8Pin
Current Rating	5A	5A	5A	5A

Part Number	227B-04M01
Pin Assignment	
Pin Count	4Pin
Current Rating	10A

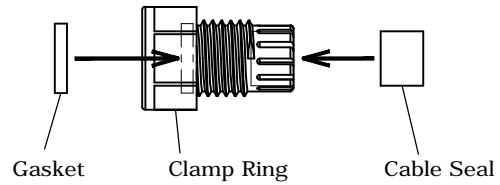


Drawing Number: 227B-AMMO  
 Description: B size connector, field installable cable lock bayonet, male socket male pin, solder bucket

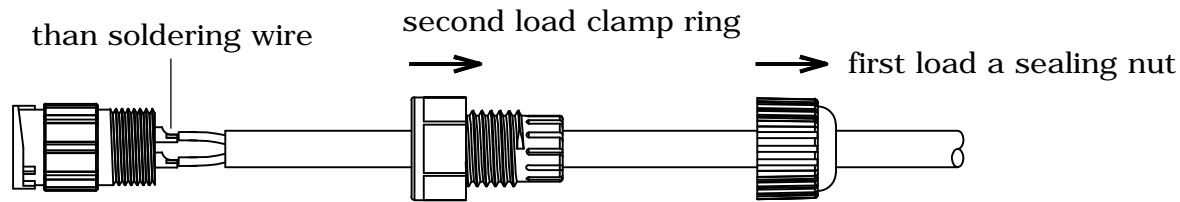
UNLESS OTHERWISE SPECIFIED TOLERANCE				 www.attend.com.tw
UNIT:	DECIMAL	LINEAR	ANGLES	
mm	X.	±0.50	±5°	
	X.X	±0.25	±3°	
	X.XX	±0.12	±1°	
DRAWN	Fros	2020/06/10	DRAWN NAME:	
CHECKED	Tim	2020/06/10	B Size Connector, Field Installable Lock Bayonet, M Skt M Solder Pin	
APPROVED	Ken	2020/06/10	PRODUCT NO. see table	
	SCALE 1/1	SHEET 2/3	SIZE A4	FILE NAME 227B-AMMO_B_1

REV.	DESCRIPTION	DRAWN	DATE
	SEE SHEET ONE		

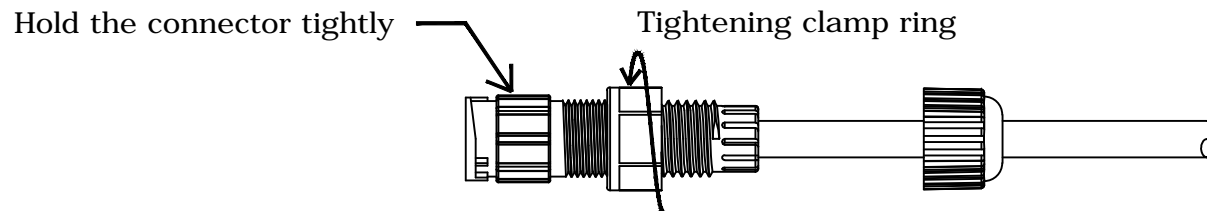
1. Pre-assembled cable clamp



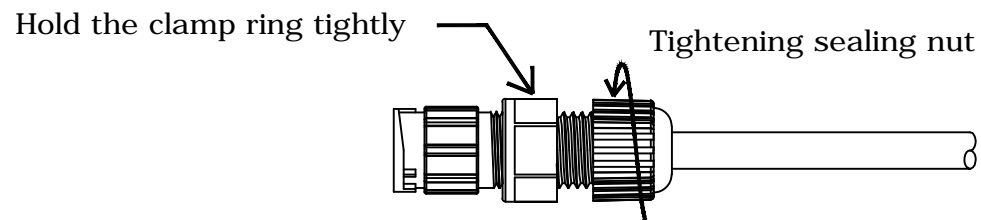
2. Wire processing





4. Assembly clamp ring

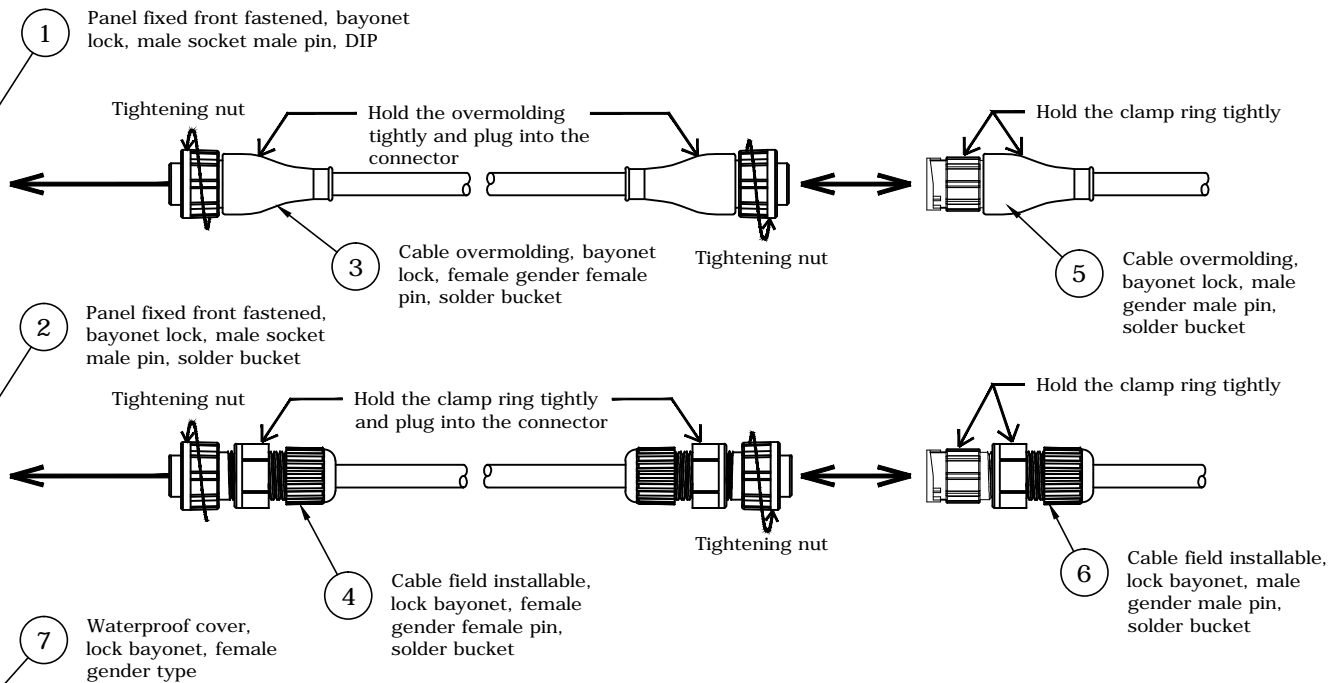
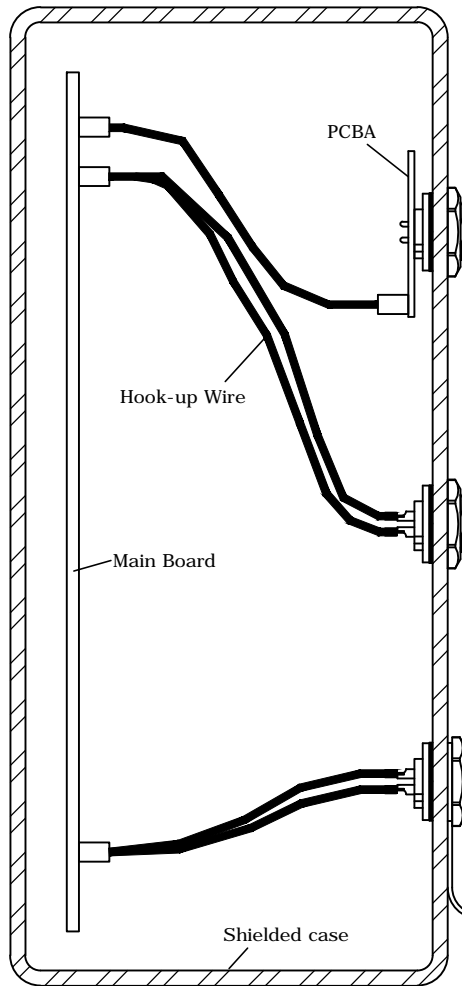


5. Assembly sealing nut




UNLESS OTHERWISE SPECIFIED TOLERANCE				 www.attend.com.tw
UNIT:	DECIMAL	LINEAR	ANGLES	
mm	X.	±0.50	±5°	
	X.X	±0.25	±3°	
	X.XX	±0.12	±1°	
DRAWN	Fros	2020/06/10	DRAWN NAME:	
CHECKED	Tim	2020/06/10	B Size Connector, Field Installable Lock Bayonet, M Skt M Solder Pin	
APPROVED	Ken	2020/06/10	PRODUCT NO. see p/n table	
	SCALE n/a	SHEET 3/3	SIZE A4	FILE NAME 227B-AMMO_B_1

REV.	DESCRIPTION	DRAWN	DATE
1	INITIAL RELEASE	FROS	2020/06/10



Application	Ball no.	Drawing Number	Gender		Matchable drawing numbers			
			Conn. type	Pin type	1	2	3	4
Panel Fixed	①	227B-DMMO	Male	Male	227B-MFFO	227B-AFFO	227B-0001	
	②	227B-SMMO			③	④	⑦	
Cable	③	227B-MFFO	Female	Female	227B-DMMO	227B-SMMO	227B-MMMO	227B-AMMO
	④	227B-AFFO			①	②	⑤	⑥
	⑤	227B-MMMO	Male	Male	227B-MFFO	227B-AFFO	227B-0001	
	⑥	227B-AMMO			③	④	⑦	
Accessories	⑦	227B-0001	Female		①	②	⑤	⑥

UNLESS OTHERWISE SPECIFIED TOLERANCE			
UNIT:	DECIMAL	LINEAR	ANGLES
mm	X.	±0.50	±5°
	X.X	±0.25	±3°
	X.XX	±0.12	±1°
DRAWN	Fros	2020/06/10	
CHECKED	Tim	2020/06/10	
APPROVED	Ken	2020/06/10	
SCALE	1/2	SHEET	1/1
		SIZE	A4



**ATTEND**

www.attend.com.tw

DRAWN NAME:  
B Size Water Proof Connector  
Application Drawing

PRODUCT NO.

FILE NAME: 227B-Series\_B\_1