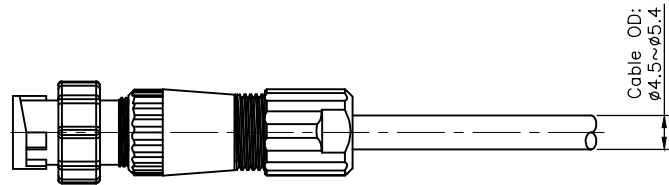
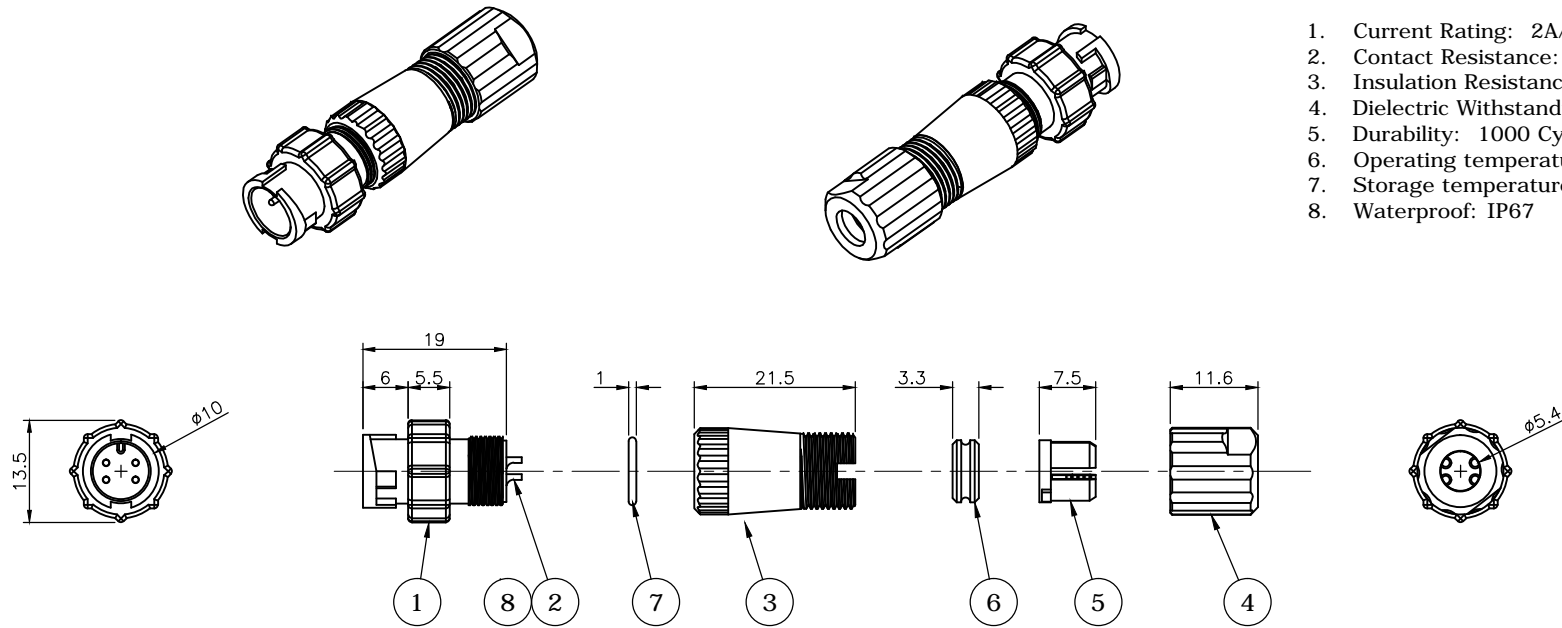


REV.	DESCRIPTION	DRAWN	DATE
1	INITIAL RELEASE	FROS	2020/06/10

SPECIFICATION:

1. Current Rating: 2A/ 5A per pin (see P2. table)
2. Contact Resistance: 10mΩ
3. Insulation Resistance: 100MΩ
4. Dielectric Withstanding Voltage: 500VAC
5. Durability: 1000 Cycle
6. Operating temperature range: -40°C~+85°C
7. Storage temperature range: -40°C~+85°C
8. Waterproof: IP67



A size connector, field installable cable lock bayonet, male socket male pin, solder bucket

8	GLUE	EPOXY
7	ORING	Silicone, Gray
6	GASKET	Silicone, Gray
5	CLAW	PA66, White
4	SEALING NUT	PA66, UL94V-0, Black
3	CABLE GLAND BODY	PA66, UL94V-0, Black
2	CONTACT	Brass, 1u" Min. Gold Plating over Nickel
1	HOUSING	PA66, UL94V-0, Black
NO.	PART NAME	DESCRIPTION

UNLESS OTHERWISE SPECIFIED TOLERANCE

UNIT:	DECIMAL	LINEAR	ANGLES
mm	X.	±0.50	±5°
	X.X	±0.25	±3°
	X.XX	±0.12	±1°

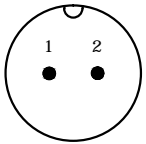
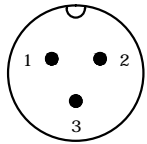
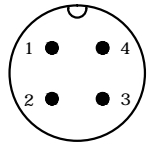
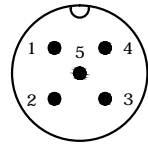
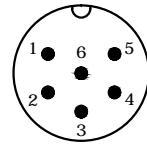


www.attend.com.tw

DRAWN	Fros	2020/06/10	DRAWN NAME:	A Size Connector, Field Installable Lock Bayonet, M Skt M Solder Pin	
CHECKED	Tim	2020/06/10	PRODUCT NO.	see page 2 table	
APPROVED	Ken	2020/06/10	FILE NAME	227A-AMMO_B_1	
SCALE	1/1	SHEET	1/3	SIZE	A4



REV.	DESCRIPTION	DRAWN	DATE
	SEE SHEET ONE		

TABLE: Pin Count/ Pin Assignment/ Current Rating/ Part Number

Part Number	227A-02M01	227A-03M01	227A-04M01	227A-05M01	227A-06M01
Pin Assignment					
Pin Count	2Pin	3Pin	4Pin	5Pin	6Pin
Current Rating	5A	5A	2A	2A	2A

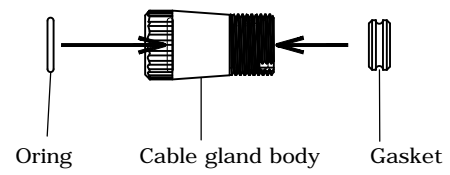


Drawing Number: 227A-AMMO
 Description: A size connector, field installable cable lock bayonet, male socket male pin, solder bucket

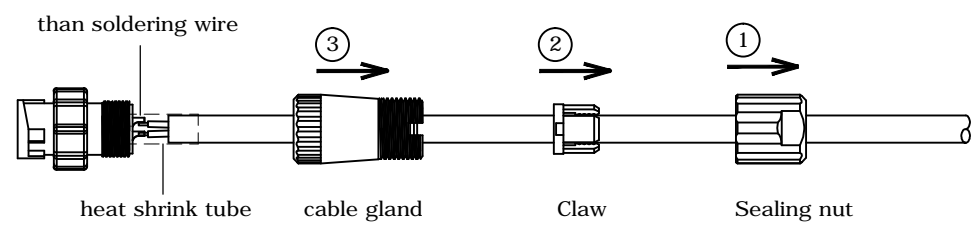
UNLESS OTHERWISE SPECIFIED TOLERANCE				 www.attend.com.tw
UNIT:	DECIMAL	LINEAR	ANGLES	
mm	X.	±0.50	±5°	
	X.X	±0.25	±3°	
	X.XX	±0.12	±1°	
DRAWN	Fros	2020/06/10	DRAWN NAME:	
CHECKED	Tim	2020/06/10	A Size Connector, Field Installable Lock Bayonet, M Skt M Solder Pin	
APPROVED	Ken	2020/06/10	PRODUCT NO. see table	
	SCALE 1/1	SHEET 2/3	SIZE A4	FILE NAME 227A-AMMO_B_1

REV.	DESCRIPTION	DRAWN	DATE
	SEE SHEET ONE		

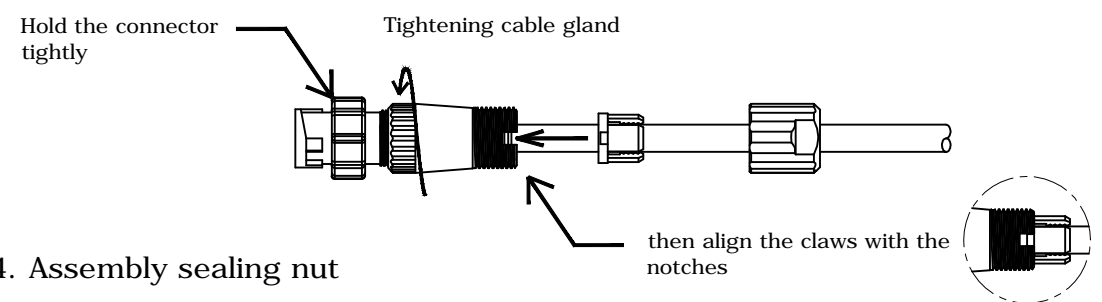
1. Pre-assembled cable gland



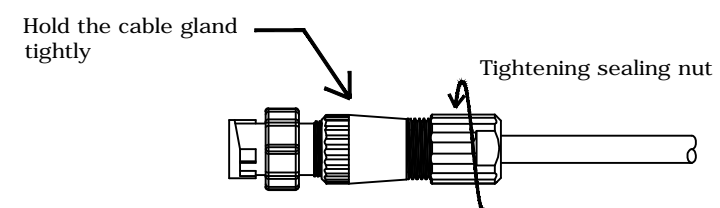
2. Assemble cable gland parts before wire processing in the sequence of pictures than soldering wire





3. Assembly clamp gland

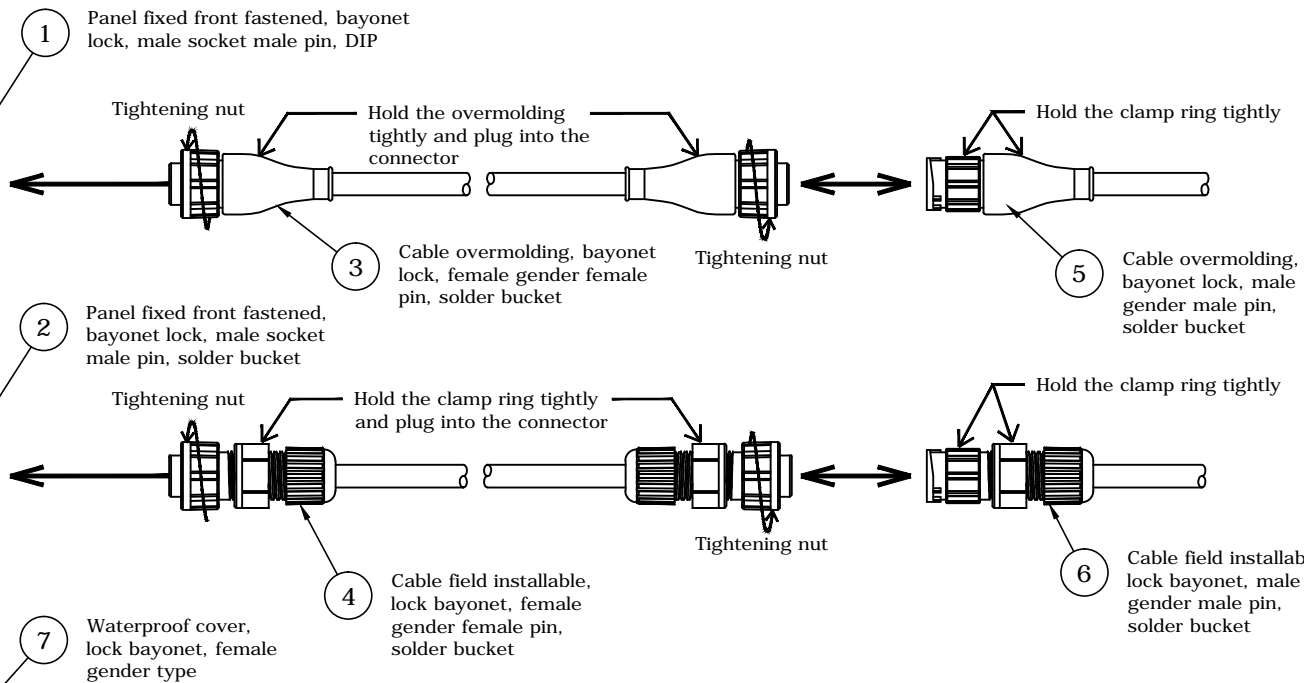
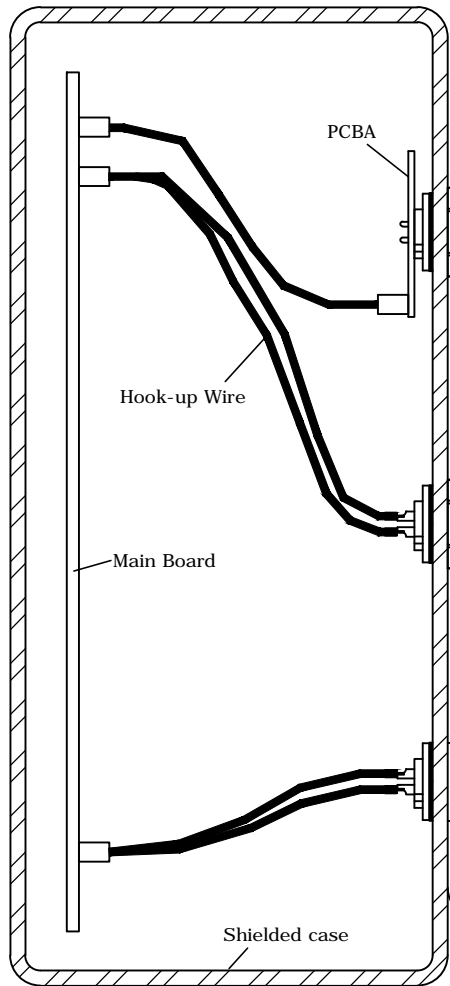


4. Assembly sealing nut



UNLESS OTHERWISE SPECIFIED TOLERANCE				 www.attend.com.tw
UNIT:	DECIMAL	LINEAR	ANGLES	
mm	X.	±0.50	±5°	
	X.X	±0.25	±3°	
	X.XX	±0.12	±1°	
DRAWN	Fros	2020/06/10	DRAWN NAME:	
CHECKED	Tim	2020/06/10	A Size Connector, Field Installable Lock Bayonet, M Skt M Solder Pin	
APPROVED	Ken	2020/06/10	PRODUCT NO. see p/n table	
	SCALE n/a	SHEET 3/3	SIZE A4	FILE NAME 227A-AMMO_B_1

REV.	DESCRIPTION	DRAWN	DATE
1	INITIAL RELEASE	FROS	2020/06/10



Application	Ball no.	Drawing Number	Gender		Matchable drawing numbers			
			Conn. type	Pin type	1	2	3	4
Panel Fixed	①	227A-DMMO	Male	Male	227A-MFFO	227A-AFFO	227A-0001	
	②	227A-SMMO			③	④	⑦	
Cable	③	227A-MFFO	Female	Female	227A-DMMO	227A-SMMO	227A-MMMO	227A-AMMO
	④	227A-AFFO			①	②	⑤	⑥
	⑤	227A-MMMO	Male	Male	227A-MFFO	227A-AFFO	227A-0001	
	⑥	227A-AMMO			③	④	⑦	
Accessories	⑦	227A-0001	Female		①	②	⑤	⑥


UNLESS OTHERWISE SPECIFIED TOLERANCE

UNIT:	DECIMAL	LINEAR	ANGLES
mm	X.	±0.50	±5°
	X.X	±0.25	±3°
	X.XX	±0.12	±1°

DRAWN	Fros	2020/06/10
CHECKED	Tim	2020/06/10
APPROVED	Ken	2020/06/10

SCALE	SHEET	SIZE
1/2	1/1	A4

www.attend.com.tw



DRAWN NAME:
A Size Connector, Application Drawing

PRODUCT NO.

FILE NAME 227A-Series_B_1